

**ANANTA INSTITUTE OF MEDICAL SCIENCES & RESEARCH CENTRE  
VILLAGE -KALIWAS ,TEH-NATHDWARA ,DIST- RAJSAMAND  
SUMMARY OF THE MONTH - APRIL 2020**

1	Outpatient Attendance		AVG./DAY
	New Cases	66	2.54
	Repeat cases	118	4.54
	Total (New & Repeat)	184	7.08
	Casualty	421	14.03
2	<b>Inpatients</b>		
	Total Admissions	104	3.47
	Total Discharge	106	3.53
	Bed Occupancy %	0.72%	
	Length of Stay	2.19	
3	<b>Surgeries</b>		
	Major	10	0.37
	Minor	0	0.00
4	<b>Total Deliveries</b>	1	0.03
	Normal	0	0.00
	LSCS	1	0.03
5	<b>Death</b>	1	
6	<b>Radio diagnosis</b>		
	X- Rays -Routine	109	3.9
	Special Procedure	1	0.03
	USG	65	2.33
	CT SCAN	19	0.69
	MRI	24	0.90
7	<b>Other Diagnostic Modes</b>		
	ECG	28	0.99
	Echocardiography	6	0.22
	T.M.T.	0	0.00
	PFT	0	0.00
	AUDIOMETRY	0	0.00
8	<b>Laboratory Investigations</b>		
A	<b>BIOCHEMISTRY</b>		
	BLOOD CHEMISTRY	807	27.83
	IMMUNOLOGY	43	1.50
	OTHER FLUIDS	5	0.17
	URINARY TESTS	4	0.13
	OTHER SPECIAL INVESTIGATION	20	0.69

<b>B</b>	<b>PATHOLOGY</b>		
	Haematology	1381	47.30
	Clinical pathology	177	6.23
	Histopathology	17	0.60
	Cytopathology	6	0.21
<b>C</b>	<b>Microbiology</b>		
	Serology	7	0.24
	Virology	83	2.85
	Parasitology	1	0.03
	Bacteriology	17	0.57
	Mycology	0	0.00
	AFB staining	1	0.03
	Immunology	7	0.25
<b>9</b>	<b>BLOOD BANK</b>		
<b>A</b>	<b>DONATION</b>	14	0.47
<b>B</b>	<b>ISSUE</b>	41	1.37
<b>i</b>	<b>Whole blood</b>	-	
<b>ii</b>	<b>Components</b>		
	Packed Cell	29	0.97
	FFP	4	0.13
	RDP	8	0.27
	Cryo	-	-



Dr. Pramila Bajaj  
 Executive Controller  
 Ananta Institute of Medical Sciences  
 & Research Center  
 Raisamand -313 202 (Raj.)

OPD

**ANANTA INSTITUTE OF MEDICAL SCIENCES & RESEARCH CENTRE  
VILLAGE -KALIWAS ,TEH-NATHDWARA ,DIST- RAJSAMAND  
SUMMARY OF THE MONTH – APRIL 2020**

**Speciality wise Total OPD CASES (New+Revisit)**

OPD DAYS	26
HOLIDAY & SUNDAY	4
TOTAL	30

Department	New	Revisit	Total	Avg./Day
General Medicine	37	62	99	3.81
Paediatrics	1	0	1	0.04
Pulmonary medicine	0	0	0	0.00
Psychiatry	0	2	2	0.08
Dermatology	1	0	1	0.04
General Surgery	16	45	61	2.35
Orthopaedics	8	5	13	0.50
Ophthalmology	2	0	2	0.08
ENT	0	0	0	0.00
Obst. & Gynaec.	1	1	2	0.08
Dental	0	0	0	0.00
<b>Grand Total</b>	<b>66</b>	<b>115</b>	<b>181</b>	<b>6.96</b>
<b>Total Avg. per Day</b>	<b>2.54</b>	<b>4.42</b>	<b>6.96</b>	

**CASUALTY**

	No.Of Patients	Avg./Day
Casualty	421	14.03

**DEATH**

<b>NUMBER OF DEATH</b>	<b>1</b>
------------------------	----------



**Dr. Pramila Bajaj**  
Principal & Controller  
Ananta Institute of Medical Sciences  
& Research Center  
Rajsamand -313 202 (Raj.)

**ANANTA INSTITUTE OF MEDICAL SCIENCES & RESEARCH CENTRE  
VILLAGE -KALIWAS ,TEH-NATHDWARA ,DIST- RAJSAMAND  
SUMMARY OF THE MONTH – APRIL 2020**

**Speciality wise Total Indoor Admission**

Department	MALE	FEMALE	TOTAL	Avg./Day
General Medicine	49	34	83	2.77
Paediatrics	2	0	2	0.07
Pulmonary medicine	0	0	0	0.00
Psychiatry	0	0	0	0.00
Dermatology	0	0	0	0.00
General Surgery	9	8	17	0.57
Orthopaedics	0	0	0	0.00
Ophthalmology	0	0	0	0.00
ENT	0	0	0	0.00
Obst. & Gynaec.	-	2	2	0.07
<b>Grand Total</b>	<b>60</b>	<b>44</b>	<b>104</b>	<b>3.47</b>
<b>Total Avg. per Day</b>	<b>2.00</b>	<b>1.47</b>	<b>3.47</b>	

**Speciality wise Total Indoor Discharge**

Department	MALE	FEMALE	TOTAL	Avg./Day
General Medicine	47	32	79	2.63
Paediatrics	3	1	4	0.13
Pulmonary medicine	0	0	0	0.00
Psychiatry	0	0	0	0.00
Dermatology	0	0	0	0.00
General Surgery	13	7	20	0.67
Orthopaedics	0	0	0	0.00
Ophthalmology	0	0	0	0.00
ENT	0	0	0	0.00
Obst. & Gynaec.	-	3	3	0.10
<b>Grand Total</b>	<b>63</b>	<b>43</b>	<b>106</b>	<b>3.53</b>
<b>Total Avg. per Day</b>	<b>2.10</b>	<b>1.43</b>	<b>3.53</b>	


## BED OCC

**ANANTA INSTITUTE OF MEDICAL SCIENCES & RESEARCH CENTRE  
VILLAGE -KALIWAS ,TEH-NATHDWARA ,DIST- RAJSAMAND  
SUMMARY OF THE MONTH – APRIL 2020**

**SPECEALITY WISE BED OCCUPANCY**

Department	NO.OF BEDS	TOTAL BEDS	NO. OF BED OCCUPIED	BED OCCUPANCY	TOTAL DISCHARGE	LENGTH OF STAY
General Medicine	150	4500	70	1.56	79	0.62
Paediatrics	90	2700	7	0.26	4	6.00
Pulmonary	20	600	0	0.00	0	0.00
Psychiatry	15	450	0	0.00	0	0.00
Dermatology	15	450	0	0.00	0	0.00
General Surgery	150	4500	55	1.22	20	8.95
Orthopaedics	90	2700	0	0.00	0	0.00
Ophthalmology	15	450	0	0.00	0	0.00
ENT	15	450	0	0.00	0	0.00
Obst. & Gynaec.	90	2700	9	0.33	3	6.33
<b>Grand Total</b>	<b>650</b>	<b>19500</b>	<b>141</b>	<b>0.72</b>	<b>106</b>	<b>2.19</b>

LENGTH OF STAY	2.19
BED OCCUPANCY	0.72%

  
**Dr. Pramila Bajaj**  
 Principal & Controller  
 Ananta Institute of Medical Sciences  
 & Research Center  
 Raisamand -313 202 (Raj.)

**ANANTA INSTITUTE OF MEDICAL SCIENCES & RESEARCH CENTRE  
VILLAGE -KALIWAS ,TEH-NATHDWARA ,DIST- RAJSAMAND  
SUMMARY OF THE MONTH -APRIL 2020**

**LAB INVESTIGATION-MICROBIOLOGY**

DEPARTMENT	OP	IP	EMR	TOTAL	Avg./Day
SEROLOGY	1	2	4	7	0.24
VIROLOGY	16	24	43	83	2.85
PARASITOLOGY	0	1	0	1	0.03
BACTERIOLOGY	1	14	2	17	0.57
MYCOLOGY	0	0	0	0	0.00
AFB STANNING	0	0	1	1	0.03
IMMUNOLOGY	3	1	3	7	0.25
GRAND TOTAL	21	42	53	116	3.97

DEPARTMENT	OP	IP	EMR	TOTAL	Avg./Day
HAEMATOLOGY	247	713	421	1381	47.30
CLINICAL PATHOLOGY	64	57	56	177	6.23



**Dr. Pramila Bajaj**  
 Principal & Controller  
 Ananta Institute of Medical Sciences  
 & Research Center  
 Raisamand -313 202 (Raj.)

**ANANTA INSTITUTE OF MEDICAL SCIENCES & RESEARCH CENTER  
VILLAGE -KALIWAS ,TEH-NATHDWARA ,DIST- RAJSAMAND  
SUMMARY OF THE MONTH -APRIL 2020**


	HISTOPATHOLOGY				CYTOPATHOLOGY			
	OP	IP	Total	Avg./Day	OP	IP	Total	Avg./Day
<b>GRAND TOTAL</b>	<b>6</b>	<b>11</b>	<b>17</b>	<b>0.60</b>	<b>1</b>	<b>5</b>	<b>6</b>	<b>0.21</b>

**BIOCHEMISTRY**

	OP	IP	EMR	Total	Avg./ Day
<b>BLOOD CHEMISTRY</b>	<b>182</b>	<b>350</b>	<b>275</b>	<b>807</b>	<b>27.83</b>
<b>IMMUNOLOGY</b>	<b>13</b>	<b>1</b>	<b>29</b>	<b>43</b>	<b>1.50</b>
<b>OTHER FLUIDS</b>	<b>0</b>	<b>3</b>	<b>2</b>	<b>5</b>	<b>0.17</b>
<b>URINARY TESTS</b>	<b>0</b>	<b>4</b>	<b>0</b>	<b>4</b>	<b>0.13</b>
<b>OTHER SPECIAL INVESTIGATION</b>	<b>4</b>	<b>4</b>	<b>12</b>	<b>20</b>	<b>0.69</b>
<b>G.TOTAL</b>	<b>199</b>	<b>362</b>	<b>318</b>	<b>879</b>	<b>30.32</b>

**BLOOD BANK**

S.NO		Total	Avg./Day
<b>A</b>	<b>DONATION</b>	<b>14</b>	<b>0.47</b>
<b>B</b>	<b>ISSUE</b>	<b>41</b>	<b>1.37</b>
	<b>i</b> <b>WHOLE BLOOD</b>	<b>-</b>	<b>-</b>
	<b>ii</b> <b>COMPONENTS</b>		<b>0.00</b>
a)	Packed Cell	<b>29</b>	<b>0.97</b>
b)	FFP	<b>4</b>	<b>0.13</b>
c)	RDP	<b>8</b>	<b>0.27</b>
d)	Cryo	<b>-</b>	<b>-</b>


  
**Dr. Pramila Bhat**  
 Principal & Controller  
 Ananta Institute of Medical Sciences  
 & Research Center  
 Raisamand -313 202 (Raj)

**ANANTA INSTITUTE OF MEDICAL SCIENCES & RESEARCH CENTRE**  
**VILLAGE -KALIWAS ,TEH-NATHDWARA ,DIST- RAJSAMAND**  
**SUMMARY OF THE MONTH -APRIL 2020**  
**SURGERIES - Specility wise**

DEPARTMENT	MAJOR				MINOR				GRAND TOTAL
	EMR	ELEC	Total	Avg./Day	EMR	ELEC	Total	Avg./Day	
General Surgery	1	5	6	0.23	0	0	0	0.00	6
Orthopaedics	0	2	2	0.08	0	0	0	0.00	2
ENT	0	0	0	0.00	0	0	0	0.00	0
Ophthalmology	0	0	0	0.00	0	0	0	0.00	0
Obstetrics	2	0	2	0.07	-	-	-	-	2
Gynaecology	0	0	0	0.00	0	0	0	0.00	0
<b>TOTAL</b>	<b>3</b>	<b>7</b>	<b>10</b>	<b>0.37</b>	<b>0</b>	<b>0</b>	<b>0</b>	<b>0.00</b>	<b>10</b>

### DELIVERIES

MODE OF DELIVERY	NO.	Avg./Day
NORMAL	0	0.00
LSCS	1	0.03
<b>TOTAL</b>	<b>1</b>	<b>0.03</b>

  
**Dr. Pramila Bajaj**  
 Principal & Controller  
 Ananta Institute of Medical Sciences  
 & Research Center  
 Raisamand -313 202 (Raj.)



**ANANTA INSTITUTE OF MEDICAL SCIENCES & RESEARCH CENTRE  
VILLAGE -KALIWAS ,TEH-NATHDWARA ,DIST- RAJSAMAND  
SUMMARY OF THE MONTH – APRIL 2020**

**RADIO DIAGNOSIS**

X - RAY ROUTINE					No. OF SPECIAL PROCEDURE				
OP	IP	EMR	Total	Avg./Day	OP	IP	EMR	TOTAL	Avg./ Day
52	21	36	109	3.90	0	1	0	1	0.03


ULTRASONOGRAPHY				
OP	IP	EMR	TOTAL	Avg./Day
32	5	28	65	2.33

CT SCAN				
OP	IP	EMR	TOTAL	Avg./ Day
11	4	4	19	0.69

MRI				
OP	IP	EMR	TOTAL	Avg./Day
20	0	4	24	0.90

ECG					ECHO				TMT	
OP	IP	EMR	TOTAL	Avg./Day	OP	IP	TOTAL	Avg./Day	TOTAL	Avg./ Day
12	9	7	28	0.99	4	2	6	0.22	0	0.00

PFT		AUDIOMETRY	
TOTAL	Avg./Day	TOTAL	Avg./ Day
0	0.00	0	0.00

  
**Dr. Pramila Bajaj**  
 Principal & Controller  
 Ananta Institute of Medical Sciences  
 & Research Center  
 Raisamand -313 202,(Raj)